






What is the EntrePass?

The **EntrePass** is a Singapore work visa specifically designed for **foreign entrepreneurs** who wish to start and operate a **venture-backed** or **innovative business** in Singapore. It is ideal for startup founders launching scalable, tech-based, or R&D-driven enterprises.

Key Features

- **Eligibility:** For startup founders with innovative business ideas or prior entrepreneurial experience
- **Target sectors:** Deep tech, biotech, fintech, education, healthcare, urban solutions, media, and more
- **Valid for:** 1 year (initial); renewable for 1–2 years based on business milestones
- **Not tied to salary threshold:** Unlike the EP, there is no minimum salary
- **Pass holder can bring family:** After meeting renewal and investment criteria

Why Apply for the EntrePass?

-  Suitable for founders without a local employer
-  Enables you to register your own company in Singapore
-  Offers access to funding, government support, and partnerships
-  Can lead to Permanent Residency after 1–2 renewals
-  Includes flexibility to bring in international co-founders or team members

Who Needs an EntrePass?

You should apply for an EntrePass if:


- You want to **start a business in Singapore** before employment begins

- Your startup is **not yet incorporated**, or you plan to incorporate after In-Principle Approval (IPA)
- You are applying in collaboration with a local accelerator, VC, or incubator
- You are **not eligible** for an Employment Pass but plan to work in your own startup

Evaluation Criteria (as of 2024)

To qualify, you must meet **at least one** of the following:

- Receive funding from a **recognized VC or angel** investor
- Be **incubated by a recognized local program**
- Have strong **intellectual property (IP)** or proprietary tech
- Demonstrate **business track record** as a serial entrepreneur
- Propose an innovative, scalable business model

 MOM reviews the business plan carefully; we recommend preparing a 10-page plan covering innovation, value proposition, market size, and financials.

EntrePass Application Guide

This guide outlines the steps and required documents to apply for an EntrePass in Singapore.

Step-by-Step Process

1. Prepare a 10-page business plan (MOM format)
2. Ensure company is registered with ACRA (or will be upon approval)
3. Gather supporting documents:
 - Personal identification (passport copy)
 - Educational qualifications
 - Proof of entrepreneurial track record (if applicable)
 - Industry certifications or IP ownership (optional but recommended)